




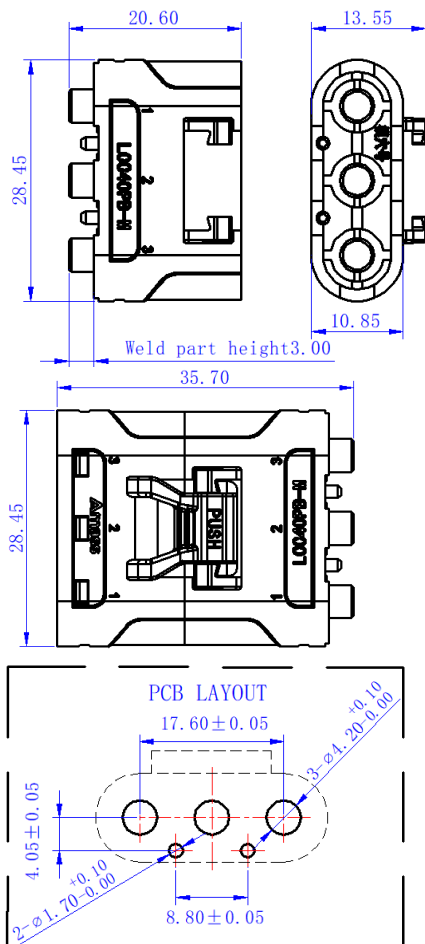
1. Product Model : LCC40PB-M

P/N	Part Description	Sketch
LCC40PB-M.S.R	LCC40PB-M Plastic Housing Assembly, Red	
LCC40PB-M.S.B	LCC40PB-M Plastic Housing Assembly, Black	
LCC40PB-M.S.O	LCC40PB-M Plastic Housing Assembly, Orange	

2. Product Application Description

As a type product of Connector which is perpendicular to PCB to solder together, in LC40 series connector with 2 main Power Pins. Mainly apply onto PCB mounted Li-Power product, which joint controller to battery, joint controller to motor.

3. Product stacking diagram



4. Technical Parameters

Electric Characteristic	
Current Rating	35A MAX(10AWG 0.08mm/6.0mm ² 0.31mm ² ≤30K)
	30A MAX(12AWG 0.08mm/4.0mm ² 0.31mm ² ≤30K)
	45A MAX(10AWG 0.08mm/6.0mm ² 0.31mm ² ≤40K)
	35A MAX(12AWG 0.08mm/4.0mm ² 0.31mm ² ≤40K)
	52A MAX(10AWG 0.08mm/6.0mm ² 0.31mm ² ≤55K)
	42A MAX(12AWG 0.08mm/4.0mm ² 0.31mm ² ≤55K)
	67A MAX(10AWG 0.08mm/6.0mm ² 0.31mm ² ≤85K) 50A MAX(12AWG 0.08mm/4.0mm ² 0.31mm ² ≤85K)
Voltage	600V DC
Insulation Resistance	≥2000MΩ
Contact Resistance	≤0.6mΩ
Mechanical Characteristic	
Plug Life	100 次
FG Insertion Force	≤9.0kgf
FG Extraction Force	≥10kgf
Terminal Pushing Out Froce	≥3.0kgf
Salt Spray	Main brass parts 48h
Environment Characteristic	
Work Temperature	-40°C to 120°C
Materials Flame Level	UL94 V-0 (Minimum Thickness 0.8mm)
Hot Wire Level	GWFI 850°C (Minimum Thickness 0.8mm)
Environmental	RoHS2.0
Material	
Outside Housing	PBT GF30, Color: Red\Black\Orange
Main Terminal	Copper--T2, Plating: Sliver
Usage	
Joint Method	Soldering
Joint Reference	Refer to < Automatic Welding Device Parameter Set Form >

5. Transport and storage

- a) Product should be store in the clean and dry enviroment, far away from acid、alkali and the other corrosive gases.
- b) Storage enviroment: Temperature -10°C~40°C , Relative Humidity : ≤80%
- c) Product have to far away from light source (silver plating part), sealed packaging to store. Mustn't exposure to air for a long time or touch with sulfides, No bare hands touching.
- d)Apply to normal transport, should be avoiding collision、violent vibration、raining and snowing onto product、flooding ect.



During connector using, do not exceed the rated current and voltage



Please confirm the environment



Use carefully



Do not use when external force is applied to the connector

Prepared By :

Auditor :

Quality Checker :

Approver :